



North Carolina Department of Environment and Natural Resources

Division of Water Quality

Beverly Eaves Perdue  
Governor

Coleen H. Sullins  
Director

Dee Freeman  
Secretary

April 12, 2011

Mr. Jim Sumner  
Environmental Testing Solutions, Inc.  
P.O. Box 7565  
Asheville, NC 28802-7565

Dear Mr. Sumner,

Results of the 2011 Performance Evaluation toxicity test series have been reviewed by Aquatic Toxicology Unit staff. Our Unit was also a participant in the chronic and acute *Ceriodaphnia dubia* tests, acute *Pimephales promelas* test, pH, conductivity, and hardness analyses that were performed. Following the summary of overall results, test results generated by your laboratory will be discussed.

#### ***Ceriodaphnia dubia* chronic**

There were nine chronic *Ceriodaphnia* tests performed using Solution A following the February 1998 revision of the "North Carolina Phase II Chronic Whole Effluent Toxicity Test Procedure." The mean IC25 was 2.36% with a standard deviation of 0.92 (Figure 1). All nine laboratories met minimum quality control criteria and reported results that were within the allowable two standard deviations from the mean IC25.

#### ***Ceriodaphnia dubia* acute**

There were seven acute *Ceriodaphnia* tests conducted using Solution B following the methods described in *Methods for Measuring the Acute Toxicity of Effluents to Freshwater and Marine Organisms*, (Fourth Edition), EPA/600/4-90/027F, August 1993. The mean LC50 value was 9.37% with a standard deviation of 1.34 (Figure 2). All seven laboratories reported results that met minimum quality control criteria and were within two standard deviations of the mean LC50 value.

#### ***Pimephales promelas* acute**

Eight laboratories conducted acute *Pimephales promelas* tests using Solution C following the methods described in *Methods for Measuring the Acute Toxicity of Effluents to Freshwater and Marine Organisms* (Fourth Edition), EPA/600/4-90/027, August 1993. The mean LC50 value was 9.18% with a standard deviation of 1.73 (Figure 3). All eight laboratories reported results that met minimum quality control criteria and were within two standard deviations of the mean LC50 value.

## pH

There were nine pH results reported for Solutions D and E. Mean pH calculated for Solution D was 3.99 with a standard deviation of 0.07 (Figure 4). Eight of the nine laboratories reported results that were within two standard deviations of the mean pH. One laboratory reported a result that was outside the allowable two standard deviations from the mean pH value.

For Solution E, the mean was 7.40 with a standard deviation of 0.06 (Figure 5). All the laboratories reported results that were within two standard deviations of the mean pH.

## Conductivity

There were nine conductivity results reported for each of Solutions F and G. The mean was 143.17  $\mu\text{mhos/cm}$  for Solution F, with a standard deviation of 18.41 (Figure 6). Eight of the nine laboratories reported results that were within two standard deviations of the mean conductivity. One laboratory reported a result that was outside the allowable two standard deviations from the mean conductivity value.

For Solution G the mean was 1415.89  $\mu\text{mhos/cm}$  with a standard deviation of 18.81 (Figure 7). All the laboratories reported results that were within two standard deviations of the mean conductivity.

## Hardness

There were nine total hardness results reported for Solutions H and I. Mean total hardness for Solution H was 27.76 mg/L with a standard deviation of 3.23 (Figure 8). All the laboratories reported results that were within two standard deviations of the mean hardness.

For Solution I, the mean was 47.36 mg/L with a standard deviation of 3.28 (Figure 9). Eight of the nine laboratories reported results that were within two standard deviations of the mean hardness. One laboratory reported a result that was outside the allowable two standard deviations from the mean hardness value.

### Individual Lab Discussion


The results of the chronic and acute *Ceriodaphnia dubia*, acute *Pimephales promelas*, and pH, conductivity, and hardness analyses have been reviewed and are enclosed. The Environmental Testing Solutions, Inc. test results were all found to be within acceptable ranges.

Please refer to the following list to determine your respective Lab # for each enclosure.

Figure 1	<i>Ceriodaphnia</i> Chronic Solution A	Lab # 5
Figure 2	<i>Ceriodaphnia</i> Acute Solution B	Lab # 3
Figure 3	<i>Pimephales promelas</i> Acute Solution C	Lab # 2
Figures 4-9	pH, Conductivity, Hardness	Lab # 3

Thank you for your cooperation in this study. We appreciate your commitment to maintaining certification with the State of North Carolina. If you have any questions, please contact Lance Ferrell or me at (919) 743-8401.

Sincerely,

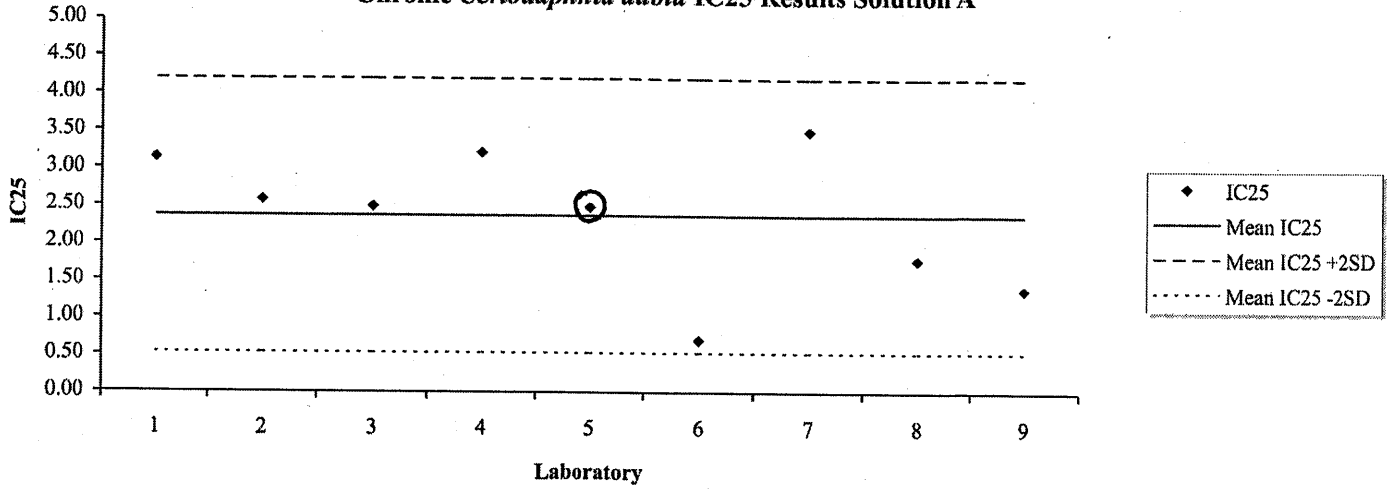


Cindy Moore, Supervisor  
Aquatic Toxicology Unit

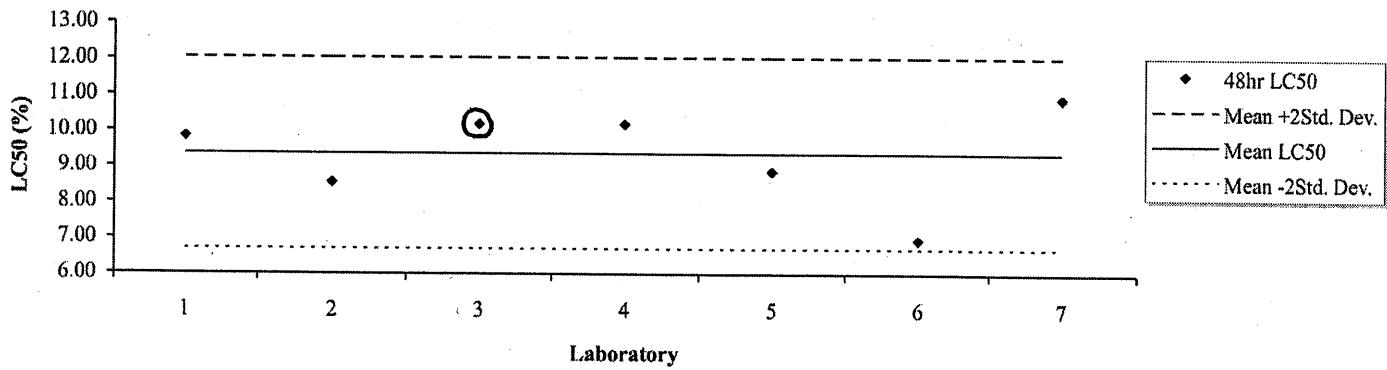
Enclosures

Cc: Lance Ferrell

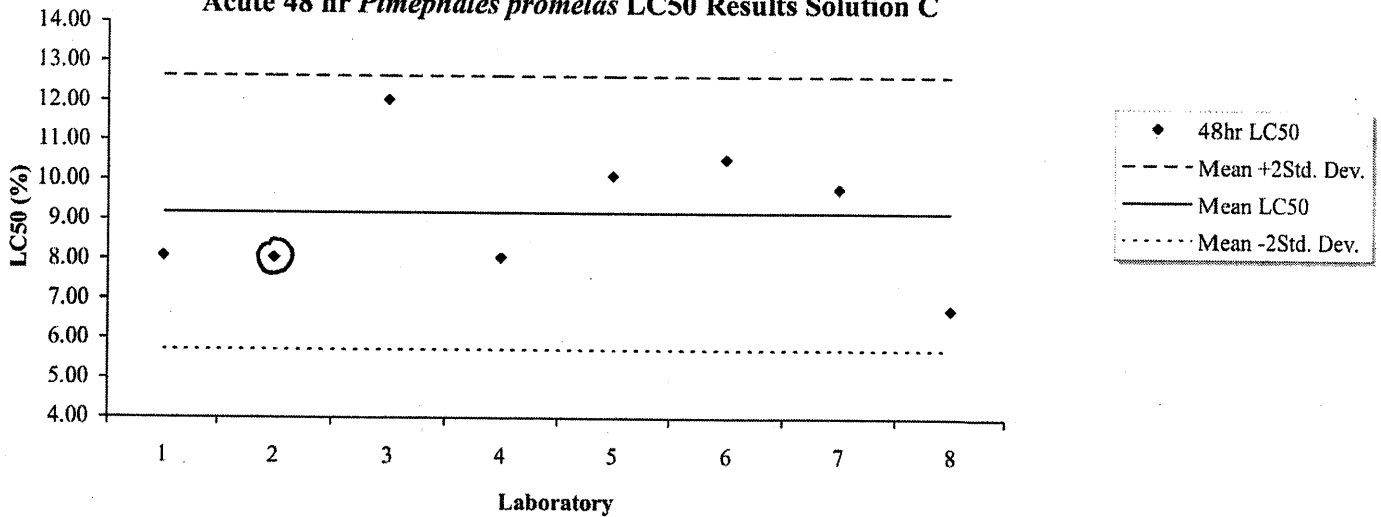
**Figure 1: 2011 Performance Evaluation  
Chronic *Ceriodaphnia dubia* IC25 Results Solution A**



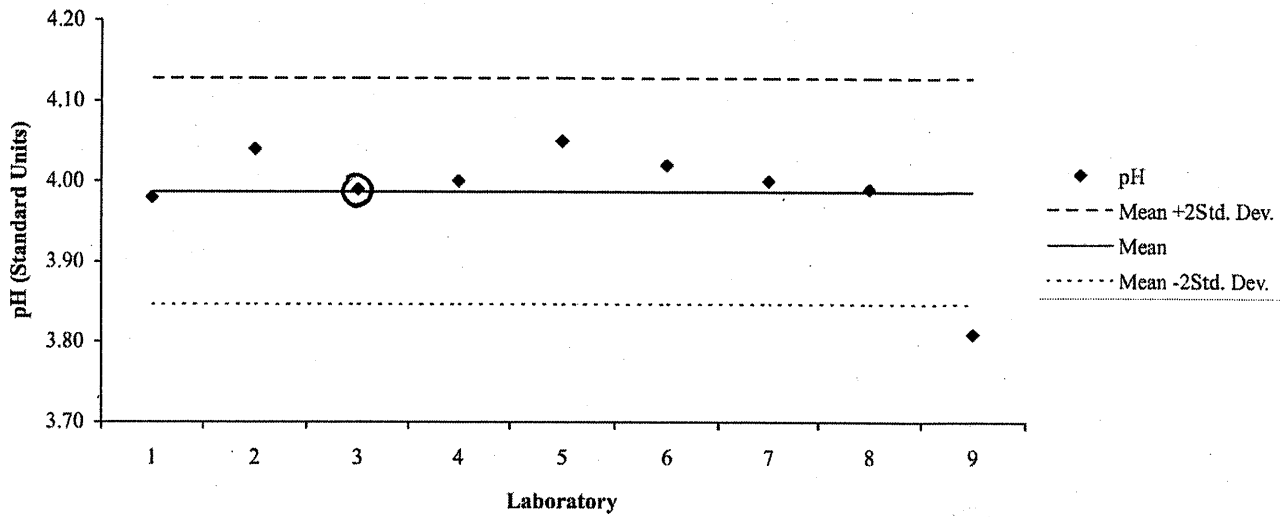
**Figure 2: 2011 Performance Evaluation  
Acute 48hr *Ceriodaphnia dubia* LC50 Results Solution B**



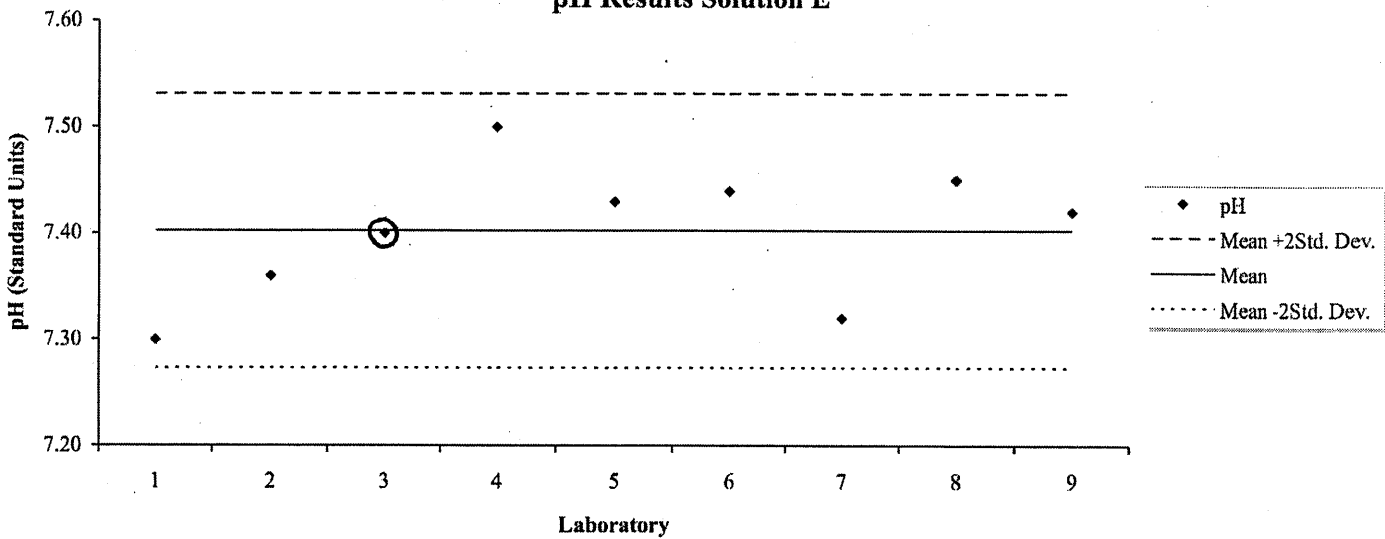
**Figure 3: 2011 Performance Evaluation  
Acute 48 hr *Pimephales promelas* LC50 Results Solution C**



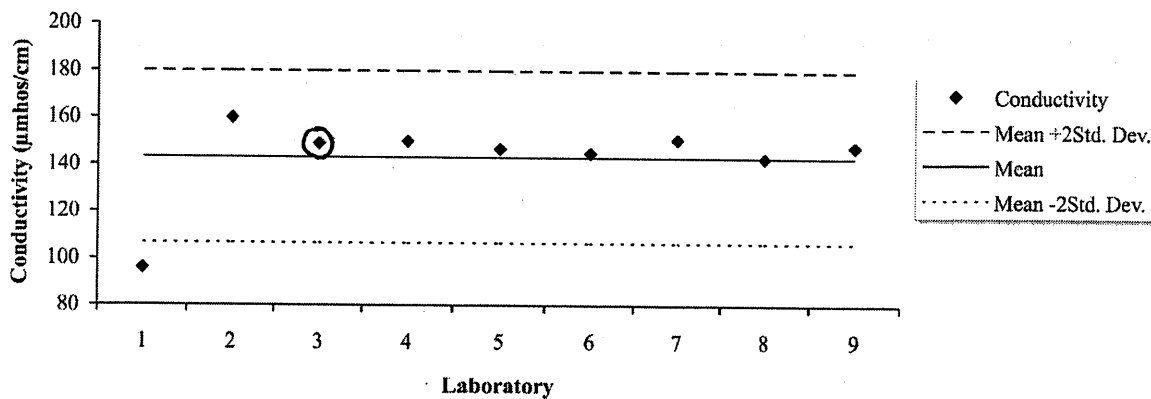
**Figure 4: 2011  
Performance Evaluation  
pH Results Solution D**



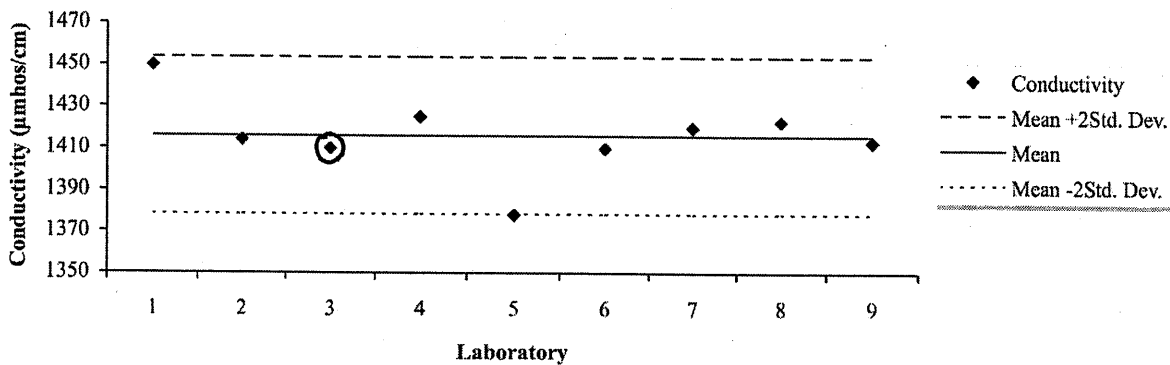
**Figure 5: 2011 Performance Evaluation  
pH Results Solution E**



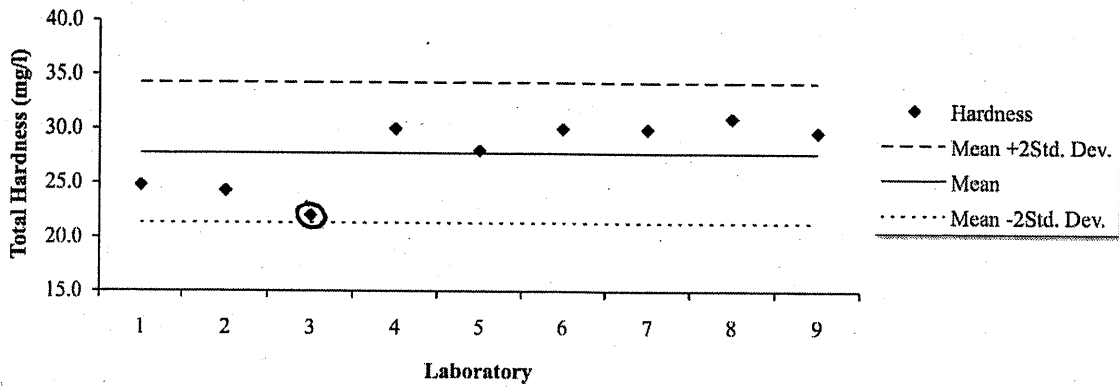
**Figure 6: 2011 Performance Evaluation  
Conductivity Results Solution F**



**Figure 7: 2011 Performance Evaluation  
Conductivity Results Solution G**



**Figure 8: 2011 Performance Evaluation  
Hardness Results Solution H**



**Figure 9: 2011 Performance Evaluation  
Hardness Results Solution I**

